

Canvas

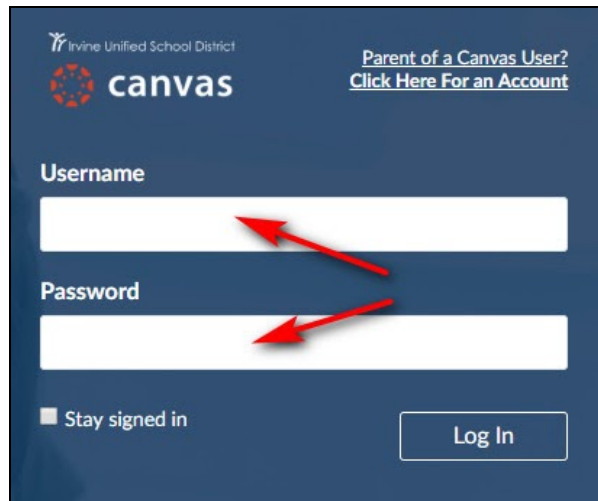
家長觀察者帳戶指南

本教程將指導您完成在Canvas中建立觀察者帳戶的必要步驟。

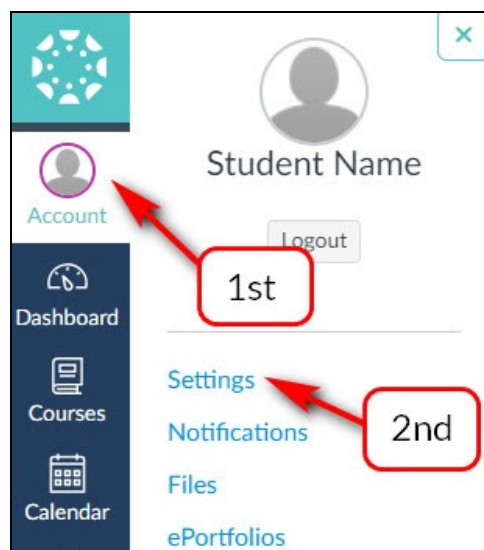
爾灣聯合學區 IUSD Canvas 網站: <https://iusd.instructure.com>

步驟一: 登錄到您學生的帳戶

進入 <https://iusd.instructure.com> 網站後, 請讓您的學生使用他們所在學區提供的 Canvas 用戶名(例如20姓名)和密碼登錄其學生帳戶。如果您無法取得孩子的用戶名或密碼, 請電郵 HelpDesk@iusd.org 以尋求協助取得配對代碼 pairing code。



學生登錄後, 請先點擊左側選項中的“帳戶 Account”, 然後點擊“設置 Settings”以進入“用戶設置 User Settings”。



當您的學生進入“用戶設置 User Settings”後, 請點擊頁面右側的 “與觀察者配對 Pair with Observer” 按鈕。

Emily Boone's settings

Notifications
Files
Settings
ePortfolios
My Badges
Required Trainings
Management

Emily Boone's Settings

Full Name:* Emily Boone
This name will be used for grading.

Display Name: Emily Boone
People will see this name in discussions, messages and comments.

Sortable Name: Boone, Emily
This name appears in sorted lists.

Default Email: emily.boone.canvas@gmail.com

Language: System Default (English (US))

Time Zone: Mountain Time (US & Canada)

Ways to Contact

Email Addresses

emily.boone.canvas... ★

emboone86@gmail... 🗑️

email1@emailcom 🗑️ ⓘ

+ Email Address

Other Contacts

	Type
For All Devices	push 🗑️
1234567890@tmom...	sms 🗑️

+ Contact Method

Ways to Log In

Organization	Login
Documentation Canvas	emily.boone.canvas@gmail.com
Documentation Canvas	emilyboone

Web Services

Edit Settings

Download Submissions

Pair with Observer

Download Course Content

點擊“與觀察者配對 Pair with Observer”後, 下方的彈出視窗將會顯示一個六位數的字母數字代碼。收到此代碼後, 請寫下或複製它, 因為您將需要使用其配對代碼來進行觀察者帳戶與學生帳戶的配對。此配對代碼將會在7天後失效。

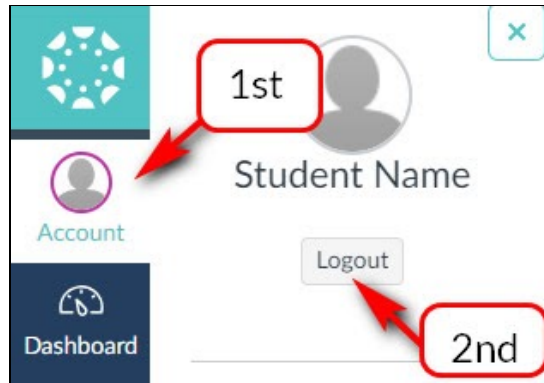
Pair with Observer

Share the following pairing code with an observer to allow them to connect with you. This code will expire in 24 hours, or after one use.

a51067

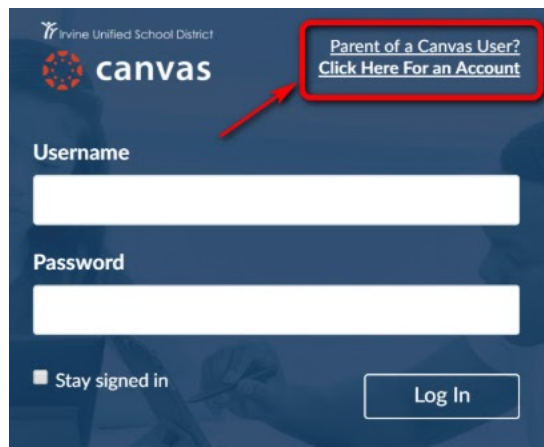
OK

接下來先點擊“帳戶 Account”，然後點擊“登出 Logout”以退出學生的 Canvas 帳戶。



步驟二：建立家長者观察帐户

回到 IUSD 的 Canvas 主頁後 (<https://iusd.instructure.com>), 點擊右上角標示“Parent of Canvas User? Click Here For an Account”的連接。



在彈出視窗中，輸入您的姓名“Your Name”，您的電子郵箱“Your Email”，您的密碼“Password”，重新輸入密碼“Re-enter Password”，然後輸入配對代碼“Student Pairing Code”。接著閱讀使用條款和隱私政策條款，然後在勾選框中勾選表示已同意使用條款後，點擊“開始參與 Start Participating”以建立您的家長觀察者帳戶。

Parent Signup

Your Name

Your Email

Password

Re-enter Password

Student Pairing Code [What is a pairing code?](#)

You agree to the [terms of use](#) and acknowledge the [privacy policy](#).

Cancel Start Participating

完成此步驟後，您將會被登錄到 Canvas 家長帳戶，並能看到您的儀表板 Dashboard。看到此屏幕後，您將可以從您的帳戶中閱讀有關您子女的課業內容。

Welcome to Canvas! You've enrolled in one or more courses that have not started yet. Once those courses are available, you will see information about them here and in the navigation on the left side. In the meantime, feel free to sign up for more courses or set up your profile.

Notifications. Tell us how and when you would like to be notified of events in Canvas.
[Notification Preferences](#)

Dashboard

Account

Dashboard

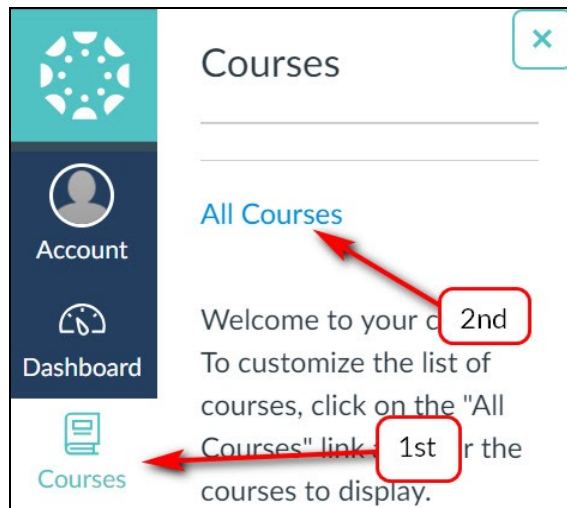
Courses

Calendar

Inbox

Help

如果您在儀表板上看不到任何課程，則該課程可能尚未被老師啟動，在老師啟動課程之前，這些課程將會被隱藏起來。但是，無論課程被隱藏與否，您都可以通過點擊“課程 Courses”，然後點擊“所有課程 All Courses”，來查看您學生的所有課程列表。



注意: 您只需要建立一個家長觀察者帳戶。如果您有多個孩子, 則可以按照以下說明將其添加到您的家長帳戶中。如果您在建立帳戶時看到“帳戶已在使用中 **account already in use**”的錯誤訊息, 請電郵 helpdesk@iusd.org 以尋求協助。

This document was created for Irvine Unified School District by the Information Technology Department.

Author: EdTech Help Desk

For technical assistance, please email helpdesk@iusd.org



**IRVINE UNIFIED
SCHOOL DISTRICT**

5050 Barranca Parkway
Irvine, CA 92604